

---

# John Andrews Iridology E-Newsletter No.4

[www.johnandrewsiridology.net](http://www.johnandrewsiridology.net)

December 2008

---



## Introduction

Welcome to the latest full colour downloadable E-Newsletter (No.4 no less). We hope this reaches your iridology practice, research & studies in great health. This e-newsletter was due for international release in September, but as many of you know we have relocated office and clinic during the Summer, this type of process can take a long amount of time, and there have been unavoidable delays with this in addition to John's full schedule. The IPB competition results will be revealed in the next E-Newsletter No.5 because of this. If you would still like to enter then please download the E-Newsletter No.3 from the News section of the website. We hope you enjoy the content and look forward to seeing you at some time throughout 2009!

## Advanced Iridology Research Journal Volume 8

The inevitable delays have added to the delay in the publication of the much-awaited Advanced Iridology Research Journal (AIRJ) Volume 8 . We are also awaiting some final results and statistics to be submitted with one of the main research articles and findings. It will be worth the wait and we are looking at mailing out the AIRJ Volume 8s during January 2009. There is still time to subscribe between now and then - please navigate to the AIRJ section within the Publications section of the website.

AIRJ Volume 8 will feature new iridology research findings in relation to the gastrointestinal system with an emphasis on GERD & intestinal polyps, progesterone ratio profiles - new endocrinology research in iridology, neurofibromatosis, new research from Belarus and much more. Contributors include Dr Mikhail Dailakis, Louis Cruz ND, Dr Valery Serdyuk & John Andrews from Greece, Belarus, USA & England respectively.

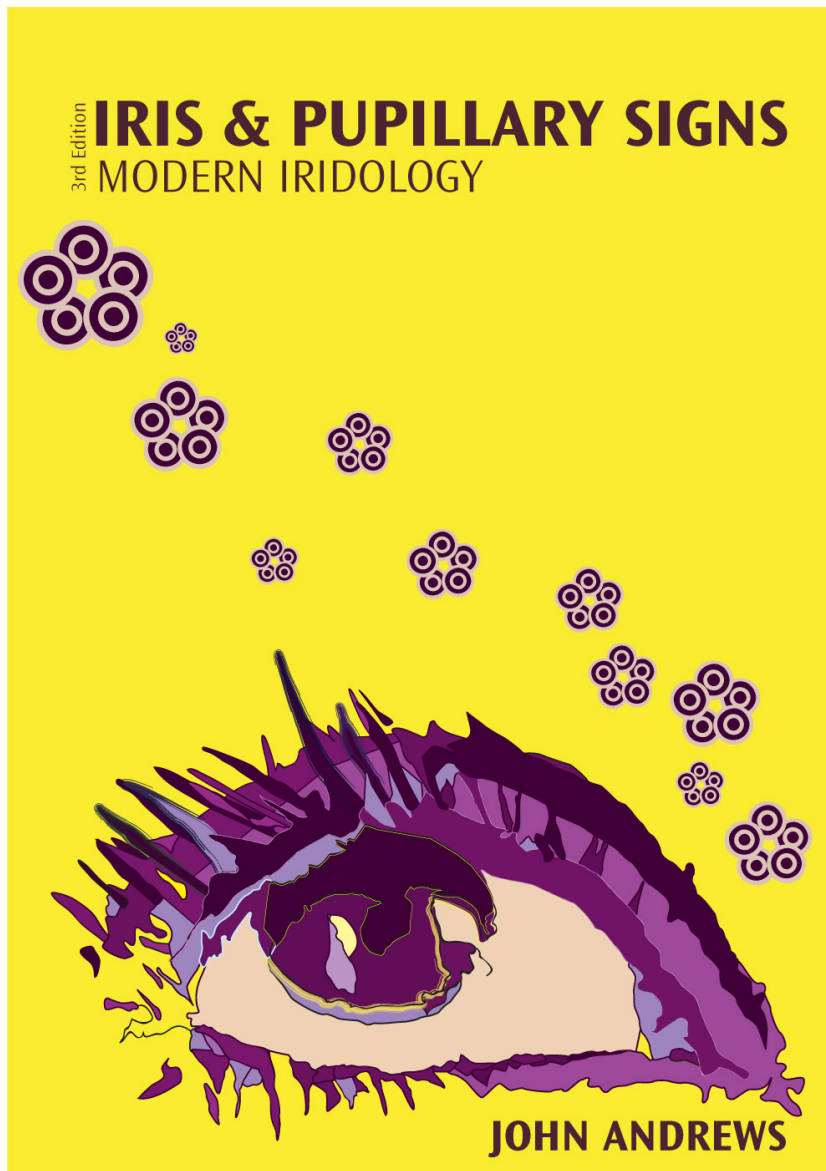
AIRJ Volume 9 due later in 2009 will feature the new groundbreaking work on the Citric Acid Cycle & Iridology, a complex biochemical labyrinth succinctly and practically explained and explored via iris sections, including new iris charts - the attendees of John's seminar in San Diego in June 2008 were the first to see the introduction to this amazing new approach.

## The Most Comprehensive Iridology Text

All new 2008 280 page book with accompanying 270 slide Iris Gallery CD is available online - if you are not from the UK take advantage of the current global exchange rates & purchase online from [www.johnandrewsiridology.net](http://www.johnandrewsiridology.net). Further details on the book are also available.

This book is a must for the modern iridology practitioner, student, researcher and course provider.

---



## **Iris & Pupillary Signs, 3rd Edition - Modern Iridology**

This new book from John Andrews has been extensively revised up to 280 pages. It comes complete with an Iris Gallery CD featuring over 270 high-resolution colour iris, pupil or IPB images to assist in identification, study & practice. It is critically-acclaimed on the international stage and is affectionately known as “the yellow book” and has become the standard text book for numerous courses around the world, as well as being the practitioners foremost port-of-call for reliable information and clear explanation.

It is an extensive modern iridology text book in a user-friendly style and is ideal for the serious student, practitioner, researcher, teacher and/or course provider of iridology.

It is the most complete text on modern iridology practice available in the English language and is a compendium of choice for clinical reference and constant inspiration due to the quantity & quality of information. It has over ten completely new chapters.

### **Chapters include:**

The new book has revised, extended or just completely new extensive chapters covering the following: landmarks in the iris, different sections of the iris & pupil, modern iridology abbreviations, iris anatomy, physiology & function, iris colour & general disease tendencies, iridology definitions - a selection, pupil tonus, iris & pupillary oscillations, pupillary dynamics, topolabile & topostabile signs, the differentiation of lacunae, crypts & defects, development & significance of iris pigmentation, contraction furrows in iridology, brushfield's spots, mammilations, transversals, miscellaneous iris signs, integrity of the collarette, the axis in iridology, iris tonus, pupillary size and the influence on the pupil, classical topographical questions in modern iridology, the most important iris, pupillary & inner pupillary border signs, the inner pupillary border & morphologies, constitutional types, dispositions & diathesis, the pure brown iris in modern iridology, modern medical iridology research, conditions that cannot be identified with iridology, iridology contra-indications, dispelling myths and misconceptions in modern iridology, the iridology examination, why iris & pupillary signs?, cornea, conjunctiva & sclera signs, functional medicine in iridology, themes for emotional approaches in iridology, 8 page glossary, resources, bibliography and more.

### **Content**

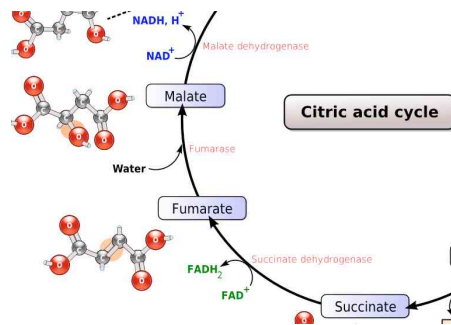
The content of this book is based on the amalgamation of classical & new iridology work. It is based on extensive clinical experience and groundbreaking research, which combine to provide accuracy & clarity within Modern Iridology.



# Krebs Cycle Tendencies & Modern Iridology

New forthcoming research in iris analysis by John Andrews

The Krebs Cycle or Citric acid Cycle of the cell is essential for energy production. There are many concrete clinical (physio-emotional) consequences of compromised enzymatic energy pathways of the Krebs cycle which according to new investigations with modern iridology research have helped advance yet simplify the identification of many different conditions from stress to allergies, toxicity through to organ/system hypofunction or neuromuscular pathology tendencies, plus many more. The full biological background and iris markers will all be published and presented at forthcoming events - this is an exciting expansion for iridology.



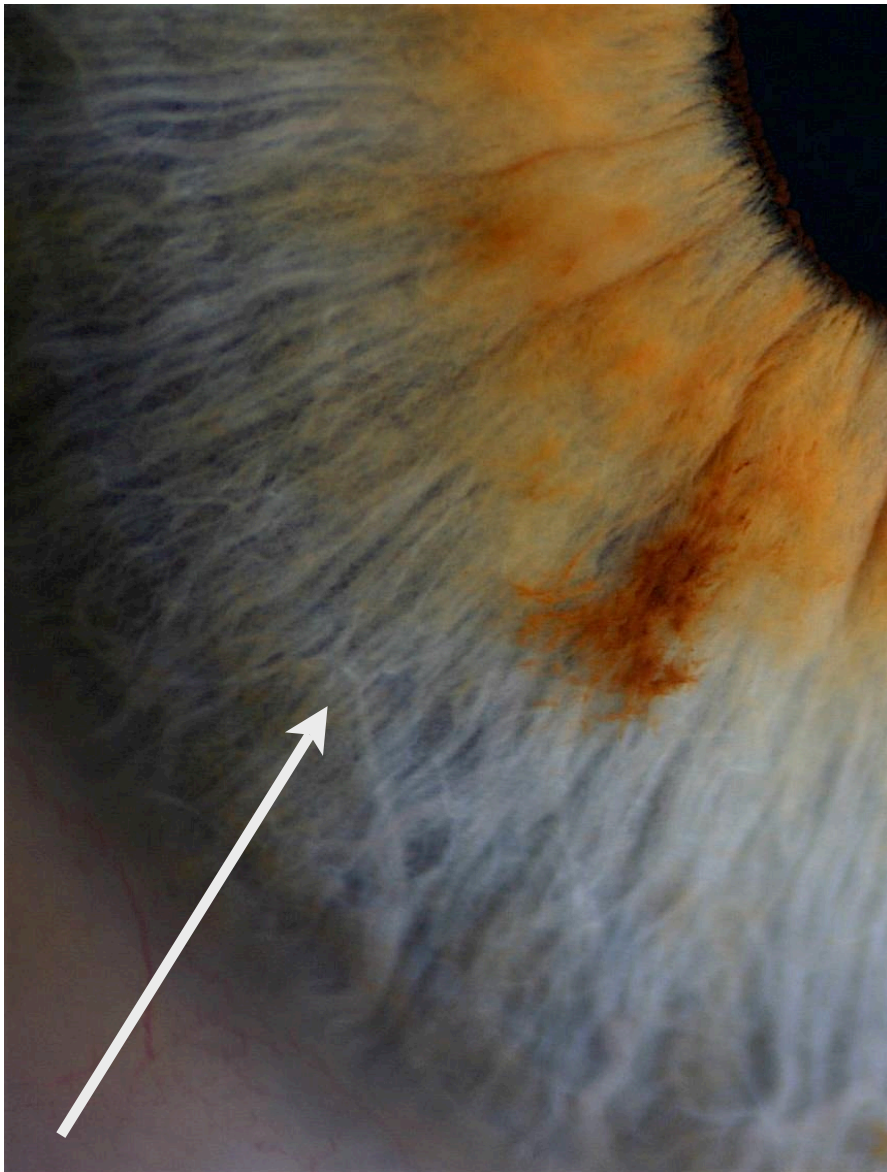
*Above & Below: Example of iris correlations to compromise in the cellular Krebs cycle*



# The Tent Transversal in Modern Iridology

John Andrews

---



## The Tent Transversal in Modern Iridology

This type of transversal is easily identified against the general iris stroma; with two fibres running from different points on the ciliary edge to meet at one point on the external border of the collarette forming a tent peak shape, hence the name Tent Transversal.

The tent transversal is found in over 95% of cases in the ventral ciliary iris between 120 to 240 degrees. The tent transversal may just reach to the external collarette border and can even reach to the inner pupillary border (IPB) with an emphasis on the hip or sacral-lumbar reflex regions, as referenced by the IPB spinal chart developed by John Andrews.

The tent transversal can appear in any type of iris constitutional type or disposition. Many assume it is only apparent in the lymphatic iris, but this is not the case, as it can appear in any iris type. Whichever type of iris it is in, it's meaning is the same - a tendency to lower bone density (Osteopenia). Modern research, to date and to be published in the Advanced Iridology Research Journal during 2009, shows that this can be both a biogenetical sign, a familial marker within the iris or an acquired sign. The tent transversal, dependent on topographic position, indicates a predisposition to degeneration of the hip, subsequent hip replacement, osteopenia and/or eventual osteoporosis. 85% of osteopenic patients will have this sign. The meaning of it is amplified if accompanied with a whitened IPB and/or Vogt Limbal Girdle in the conjunctiva. Iris microscopy 25x to 100x is required for accurate analysis.

Treatment for these types of signs can include medical monitoring as indicated via regular bone density screening, arthroscopies, endocrine investigations & iris microscopy, plus suitable dietary manipulations to promote bone density production and stronger bones in general. Botanical agents, nutritional, endocrine, structural & PNEI-related therapies are all of potential benefit for the patient with a tent transversal. On a psycho-emotional level (PNEI dynamics) this marking can indicate a person with the tendency to live life for others and not for oneself. They will tend not to follow their own intended path in life and will usually sacrifice a lot of their own time & energies on others, over time this obvious imbalance can become resented. The modern iridologist needs to consider the PNEI interactions in this context.

### Tent Transversal Clinical Summary

- Topolabile - Significant for what it is
- Indicative of osteopenic tendency
- Potential PNEI dynamic involvement
- Can appear in any iris type, however further longitudinal monitoring of populations are required to determine if this sign develops because of the bone density situation or is simply a biogenetic sign highlighting the family medical history and thus a tendency for the individual with one in the iris?
- Regular pH, urine tests & bone density tests required for all patients with the Tent Transversal

---

# The Pure Brown Iris in Modern Iridology Instructional CD

VIEW THE BROWN IRIS AS NEVER SEEN BEFORE

---

*Think it is difficult to gain information from the brown iris? - Think again!*

This 170 slide CD with lavish high-resolution images accompanied with explanatory text has been critically-acclaimed by iridologists across the globe, since its release in June 2008. It has been particularly well received in South Africa, Australia, USA, Mexico, Spain, Brazil, South Korea & Malaysia.





## New Research & Technology Combined

Many have been taught that it is difficult to use iridology with the pure brown iris, that those with the pure brown iris have less information available, well with this new advanced information many more doorways of possibility have been opened and this allows us to not only access much more information from the pure brown iris, it demonstrates how easy it is to assess or read the pure brown iris - after all most of the global population have brown irises.

Even though new, advanced information & research has been utilized for this latest Instructional CD from John Andrews the information has been delivered in a very explanatory, cohesive and coherent way in order to facilitate immediate practical application once viewed and absorbed. The Pure Brown Iris in Modern Iridology Instructional CD highlights the very areas of the iris, pupil, cornea and inner pupillary border (IPB) we should be examining and focusing on.

Due to the combination of the latest technology & original research this Instructional CD helps to:

- Inform
- Educate
- Clarify
- Inspire

In fact the content of this Instructional CD has been viewed as the “olympic torch of iridology acting as the bedrock to inspire others to do more and expand this entire field, not just for blue-eyed Europeans, but the whole planet”.

The Pure Brown Iris in Modern Iridology is available now from the website below. Please visit the CD-ROMs section.

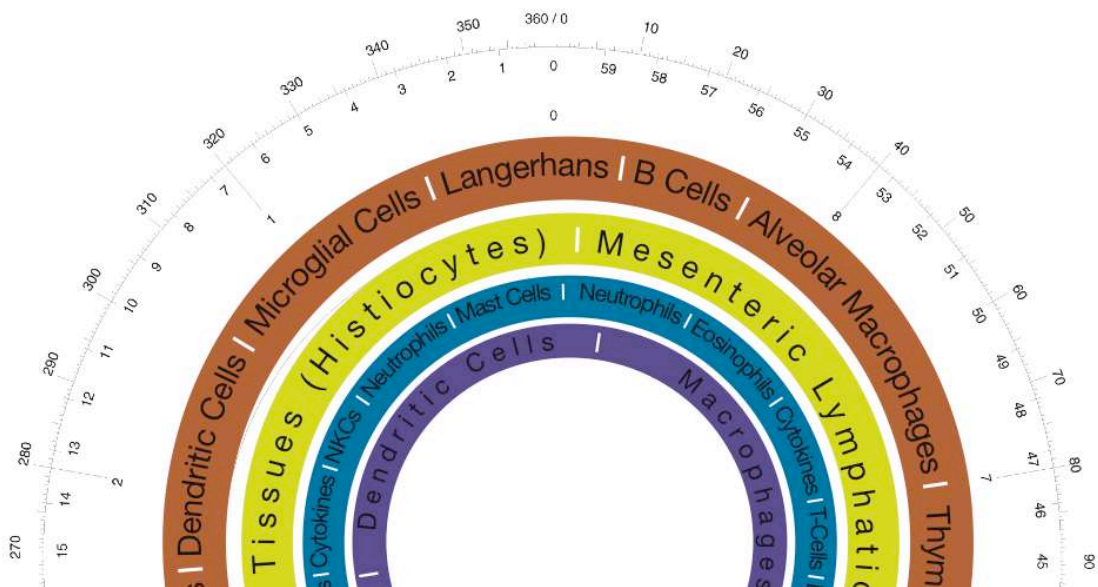
---

# Immune Cell Collarete & PNEI Foundation Iris Chart

Instructional CD & Laminated Chart Available Now

Original Iridology & PNEI Research by John Andrews

---



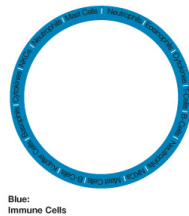
---

## Immune Cell Collarette & PNEI Foundation Iris Chart

Original Presentation of Research in Las Vegas, June 2007

---

The original *Immune Cell, Collarette & Psychoneuroendocrinology (PNEI) Foundation Chart* research material was first presented and explained in detail by John Andrews at the Advanced Iridology Research Seminar in Las Vegas, USA in June 2007. John's two day seminar was lavishly illustrated with the latest iris images and collarette research at the time - linking together many different exciting and dynamic facets new to modern iridology, but with a practical foundation for the practitioner, clinician and iridology instructor.



### *Blue Ring - The Immune Cell Activity, Tendency & PNEI Interactions Examples*

The Immune Cell Chart was released at this time and is now used with success by iridologists in over 20 countries around the world - if you were not able to attend the seminar in June 2007 this Instructional CD & Laminated Chart package is your way of accessing much of this original material and is essential for those incorporating immunology, PNEI, PNI, emotional dynamics in iridology, Time Risk (after Lo Rito), iris colourtherapy, colourpuncture, cranio-sacral therapy, flower remedies, homeopathy, homotoxicology, emotional embryology, Heart Math, counseling or NLP into their respective practices.

This chart integrates with John's *Emotional Dynamics of the Collarette Chart* that was first presented at the *Embryology & Iridology - New Topographical Research 3 Day Seminar* with Dr Daniele Lo Rito & John Andrews in Italy in May 2004. It will also combine with the new embryological topography of the pupillary zone. In addition to this the topographical understanding of the inner pupillary border plus the new Iris & IPB chart incorporating the extra-cellular matrix, DNA, the Cell & SNPs by John Andrews.

**6th Annual International  
Advanced Iridology Research Seminar  
at Butler House, Kilkenny, Ireland  
with John Andrews**

**New Research, Practice & Understanding in Modern Iridology**

(full schedule to be announced soon)

**19th & 20th September 2009 Email [jerrygardner@eircom.net](mailto:jerrygardner@eircom.net)**





## John Andrews Advanced Iridology Seminars 2009

**Houston, Texas, USA 14th & 15th July 2009**

Registration: Micki Jones [MDJones@iridology.com](mailto:MDJones@iridology.com)

**Kilkenny, Ireland 19th & 20th September 2009**

Registration: Jerry Gardner [jerrygardner@eircom.net](mailto:jerrygardner@eircom.net)

**Sao Paulo, Brazil 19th to 22nd November 2009**

Registration: AMBI/AMI [amiiris@amiiris.com](mailto:amiiris@amiiris.com)

*Further seminars & modules to be announced*



## Each International Advanced Iridology Seminar carries different content

The John Andrews approach in iridology is to aim for the highest standard of clinical accuracy & understanding. This approach helps to combine classical iridology with the arrival of modern technology and physiological knowledge. It is considered an advanced approach, but it is better described as the modern and holistic approach. As what we understand as being “advanced” today; will become the norm of tomorrow. The modern & advanced approach in iridology is a truly integrative approach and encompasses the following fields and dynamics:

- Immunology
- Endocrinology
- Embryology
- Psychoneuroendocrinoimmunology (PNEI)
- Emotional Epigenetics
- Biogenetics
- Emotional Embryology
- Homotoxicology
- Functional Medicine
- Herbal Medicine
- Nutrition
- Physiological Regulating Medicine
- Emotional Approaches in Iridology

### Original Exciting Practical Material

John Andrews will help explain and empower the student or practitioner with practical tools and a clear, confident understanding for dynamic and competent application for all patient groups & demographics. Basically, you will be able to use the information covered the very next week within your practice.

Each seminar will feature truly original research material & findings delivered with clarity and educational, inspirational images of the eye, nature & the body. The most important iris, pupil & IPB signs will be covered in detail for full understanding in relation to iris analysis and also treatment protocols on many levels.

All participants receive a certificate of attendance & a CD of the presentations - so you will always have an accurate reference source of the material covered.

# Modern Herbal Medicine & Iridology Module No.2

Leeds, England, 6th June 2009  
with John Andrews

Download the PDF from the News page on the website

---



# New AIRJ Volume 7 - Still Available

The new volume of the Advanced Iridology Research Journal is now available on CD via the website - click on the Publications section and then on Journal-AIRJ to order or subscribe.

THE NEXT VOLUME 8 IS DUE JANUARY 2009

---

Volume 7 of the Advanced Iridology Research Journal features research abstracts, work, iris photographs & articles from Dr Valery Serdyuk, Urologist & President of the Belarus Iridology Association, on two major pieces of recent modern medical iridology research - one study involved over 64,000 patients; Louis Cruz, Naturopath from USA with New Preliminary Research on Intestinal Polyps in the Brown Iris; Robert Van Der Hope, Australian Naturopath on Colour Perception & Vision in Iridology; Miriam Garber from Israel on new emotional research in Iridology; John Andrews from England; Claus Jahn, Heilpraktiker from Germany on the Spleen in Iridology, contemporary iridology research results from South Korea and much more.



*The Advanced Iridology Research Journal was first published in March 2000.*

Research in modern iridology practice, training and literature is of vital importance for the good of iridology progress, development for all nations, humanity and all forms of approaches in medicine. Knowledge of the latest research news, abstracts & findings are fundamental to the professional development of all those involved in iridology and related training, practice & tuition. Please support our work by subscribing today online via the Publications pages.

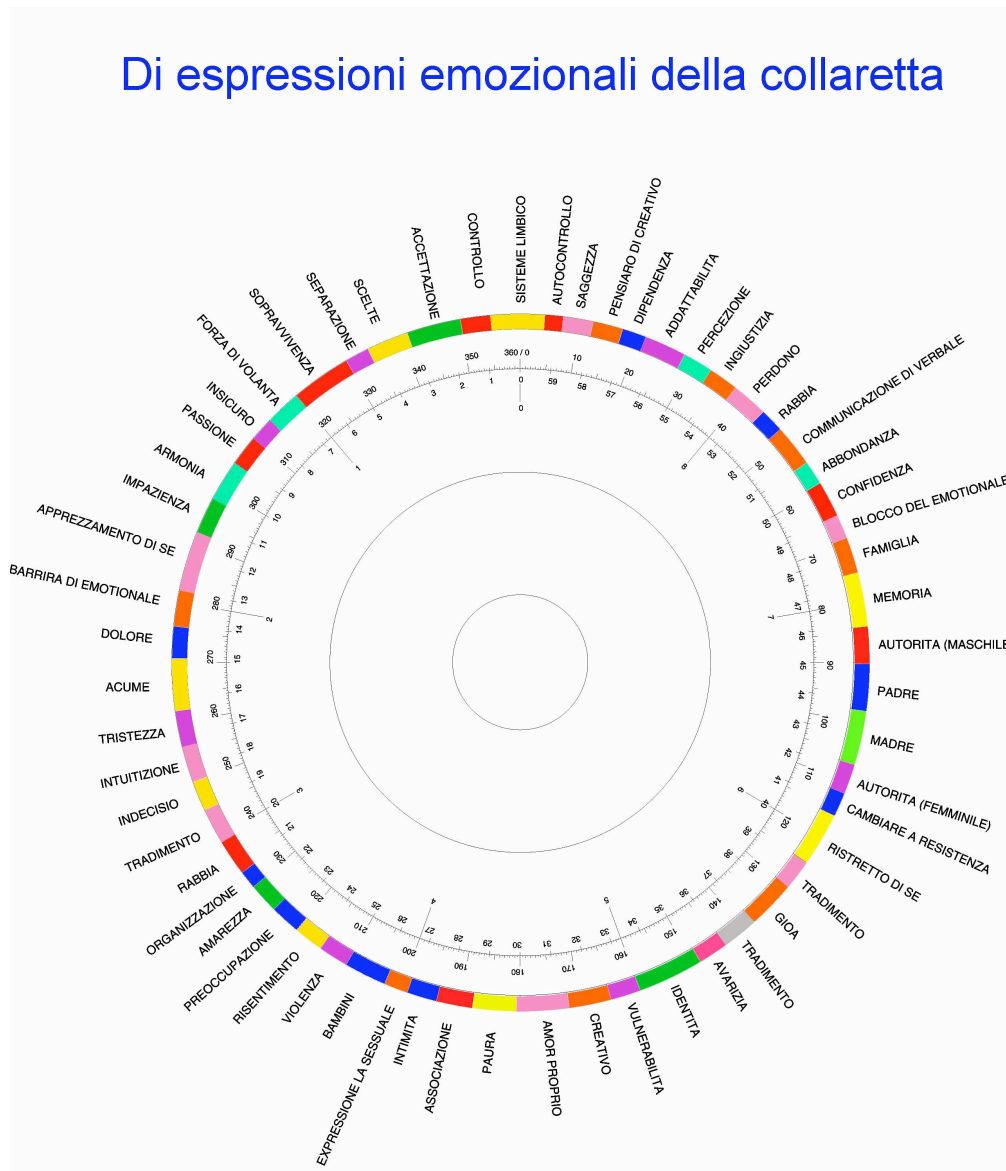


# Modern Iridology Research

Sao Paulo, Brazil, 19th to the 22nd November 2009  
with John Andrews

Download the forthcoming PDF from the News page on the website

## Di espressioni emozionali della collaretta



## MODERN IRIDOLOGY NEWS

---

### Comprehensive Books Index

A 40+ page comprehensive cross-referenced books index is now available free of charge as a PDF download (you will need an Adobe reader (Apple or PC) or Preview (Apple) capabilities) from the News section of the website as detailed at the foot of this page. The index covers all the material for John's first 4 books such as *Immunology & Iridology* (blue book), *Iris & Pupillary Signs, 2nd Edition* (yellow book), *Emotional Approaches in Iridology* (green book) & *Endocrinology & Iridology* (red book).

### John Andrews Books on CD

Due to the global demand for John's titles all of his books have currently sold out - except the new *Iris & Pupillary Signs, 3rd Edition* - however, they are now available as normal but in PDF format on CD via the website and at a John Andrews Seminar.

### 2012 Iridology Book Project

It is predicted that between 2011 & 2012 there is going to be an enormous 1600+ page hard back tome published featuring the life's work of iridology, research & practice from John Andrews to that date and combining colour images for each point, therapies, plus all of the content of John's seven books, numerous charts and 26 Instructional CDs up to that point. All work will be fully updated on all current books & CDs with the latest research - watch this space!

### Instructional CDs

Instructional CDs are available via the website & John's seminars - new titles available soon. CDs are in Powerpoint format and are compatible with both Apple Mac & PC Microsoft Office software. The CDs can be bought individually or as a complete series - you save money on buying a complete series - a saving of one CD worth £41.

### New Advanced Iridology Qualification - *Adv.Ir* Available Online

This is by international popular request. For those attending a certain number of qualifying John Andrews Advanced Iridology Seminars or similar two levels of examination are available online, as well as clinical assessment at the time of seminars or modules. Please visit the *Training* pages on the website.

### Modern Iridology Correspondence Course

A future Modern Iridology Correspondence Course online will be available to all international students & practitioners from John Andrews - and will be launched in March 2009. We have many exciting ideas with courses, including Instructional CDs, online tutorials, residential training & future Webinars, incorporating the latest *Keynote* and *iChat* technologies.

## MODERN IRIDOLOGY NEWS

---

### Ongoing Research Projects

John Andrews and colleagues are involved in many iridology research projects, looking at new methods and correlations of signs with the IPB, collarette & pupillary zone - utilizing the latest technologies. Some Medical University-related research projects are underway also and are at a different stages of development with John Andrews invited to act as a consultant to such projects. More information to be shared here once it is officially available.

### Brown Iris CD Translations

Work is currently underway to translate much of the John Andrews texts & instructional CDs into other languages such as Spanish, Portuguese & Italian. It is hoped the initial fruits of these labours will be available & published during 2009. Many thanks to all the translators involved.

### Botanical Formula Tops Sales Charts

The HPA-JA liquid botanical formula developed by John Andrews has topped the sales chart of the Good Herbs, Inc. herbal company in the USA, according to figures in October 2008. It is an adaptogenic formula and future adaptogen research & iridology profiles will be featured in the AIRJ and also at one of John's seminars. For more info on HPA-JA please email [info@goodherbs.com](mailto:info@goodherbs.com)

### Instructional CD Series 2009

The much awaited Series 3 of the John Andrews Iridology Instructional CD Series will be completed and made available during 2009. This CD series will feature such titles as the Amazing Role of Prolactin & Modern Iridology, Autoimmunity & Modern Iridology plus How to Conduct an Iridology Examination & the Liver in Modern Iridology. All of the CDs are a combination of explanatory text and lavish high resolution images with the latest therapeutic and clinical guidelines, PNEI dynamics, iridology research and pioneering thinking of the day. Instructional CDs are available via the website & John's seminars - new titles available soon. CDs are in Powerpoint format and are compatible with both Apple Mac & PC Microsoft Office software. The CDs can be bought individually or as a complete series - you save money on buying a complete series - a saving of one CD worth £41.

### Modern Iridology Publications

There are several new iridology textbooks from across the globe which have been made available over the past year. John has been invited to author several forewords and endorsements - we will feature many of these in the next e-newsletter. Links are available on the website. Please click on the Links section.

Next E-Newsletter due March 2009

---

